

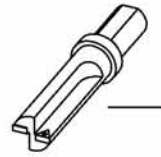
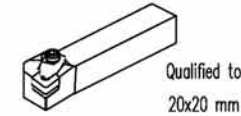
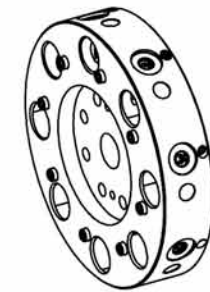
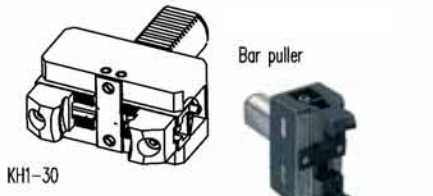


KINTEK

GILDEMEISTER (VDI30)

CTX 210/310/410 V3/V1 - CTX 320/420 V3
 CTX Alpha 300/500 V3
 CTX Beta 500/800/1250 V3 (option)
 CTV 160

AXIAL TURRET



- Toolholder for insert drill
- E1-30x06WN (ø6 mm)
 - E1-30x08WN (ø8 mm)
 - E1-30x10WN (ø10 mm)
 - E1-30x12WN (ø12 mm)
 - E1-30x16 (ø16 mm)
 - E1-30x20 (ø20 mm)
 - E1-30x25 (ø25 mm)
 - E1-30x32 (ø32 mm)
 - E1-30x40 (ø40 mm)



- Toolholder for boring bar
- E2-30x6 (ø6 mm)
 - E2-30x8 (ø8 mm)
 - E2-30x10 (ø10 mm)
 - E2-30x12 (ø12 mm)
 - E2-30x16 (ø16 mm)
 - E2-30x20 (ø20 mm)
 - E2-30x25 (ø25 mm)
 - E2-30x32 (ø32 mm)
 - E2-30x40 (ø40 mm)

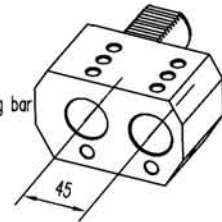


ACCESSORIES



- Boring bar sleeve ø25 mm
- 115-62574 (ø8 mm)
 - 115-62575 (ø10 mm)
 - 115-62576 (ø12 mm)
 - 115-62577 (ø16 mm)
 - 115-62578 (ø20 mm)

- Double holder for boring bar
- E7-30x25 (ø25 mm)



- Boring bar sleeve ø32 mm
- 165-63223 (ø8 mm)
 - 165-63224 (ø10 mm)
 - 165-63225 (ø12 mm)
 - 165-63226 (ø16 mm)
 - 165-63227 (ø20 mm)
 - 165-63228 (ø25 mm)

- Toolholder with cylindrical shank
- 137-00041 (ø40 mm/HSK50A+C)



- Boring bar sleeve ø40 mm
- 165-64075 (ø8 mm)
 - 165-64076 (ø10 mm)
 - 165-64077 (ø12 mm)
 - 165-64078 (ø16 mm)
 - 165-64079 (ø20 mm)
 - 165-64080 (ø25 mm)
 - 165-64081 (ø32 mm)

- Collet chuck

- E4-30x16 (ER16)
- E4-30x20 (ER20)
- E4-30x25 (ER25)
- E4-30x32 (ER32)
- E4-30x40 (ER40)



- Drilling chuck

- KS2-30-13 (ø1-ø13 mm)
- KS2-30-16 (ø3-ø16 mm)

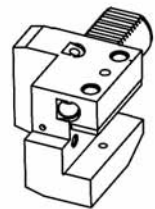




GILDEMEISTER (VDI30)
 CTX 310/410 V4/V6 - CTX 320 V4/V6
 CTX 420 V4/V6 (option) - CTX Alpha 300 V4
 CTX Alpha 500 V 4/V6
 CTX Beta 500/800/1250 V4/V6 (option)
 TWIN 42/65/102

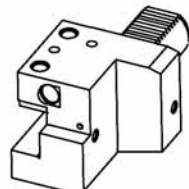
SPRINT 65/50

RADIAL TURRET



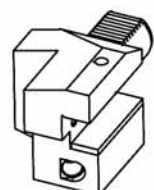
C1-30x20x70

Face and O.D. cutting holder



C2-30x20x70

Face and O.D. cutting holder

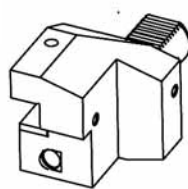


C3-30x20x70

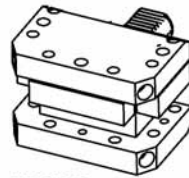
Face and O.D. cutting holder overhead



Face and O.D. cutting holder overhead



C4-30x20x70

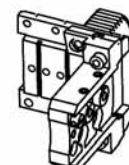


113-53003

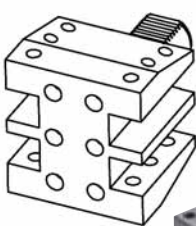
Face and O.D. cutting holder



Cut-off holder
26 mm

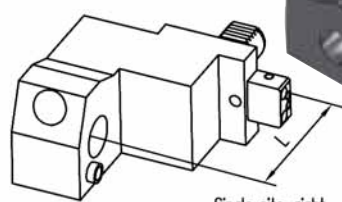


117-53001



112-13013

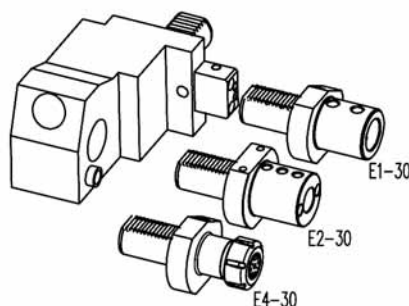
Face and O.D. cutting holder



115-53015 (L=85)
115-53017 (L=100)

Single site, right

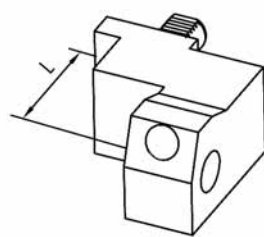
VDI30/VDI30 ADAPTORS



E1-30

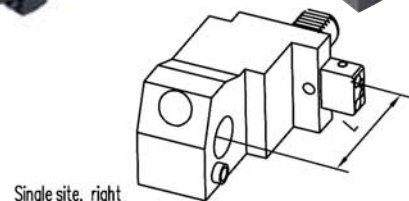
E2-30

E4-30



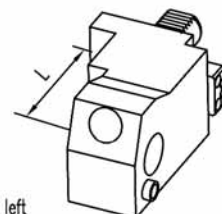
115-53016 (L=85)
115-53018 (L=100)

Single site, left



115-53019 (L=85)
115-53021 (L=100)

Single site, right



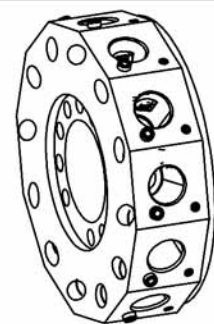
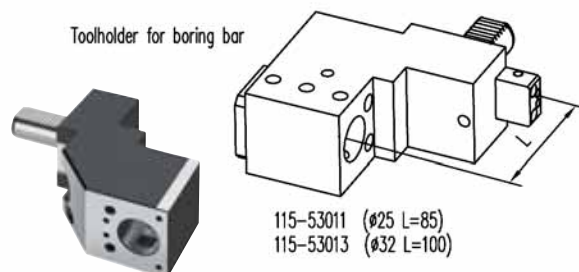
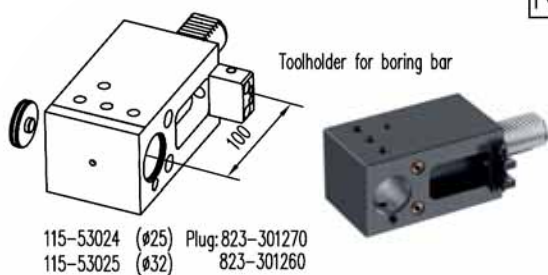
115-53020 (L=85)
115-53022 (L=100)

Single site, left

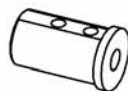
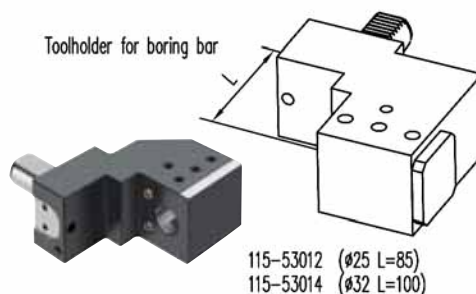
GILDEMEISTER (VDI30)

CTX310/410 V4/V6 - CTX 320 V4/V6
 CTX420 V4/V6 (option) - CTX Alpha 300 V4
 CTX Alpha 500 V4/V6
 CTX Beta 500/800/1250 V4/V6 (option)
 TWIN 42/65/102
 SPRINT 65/50

RADIAL TURRET



ACCESSORIES

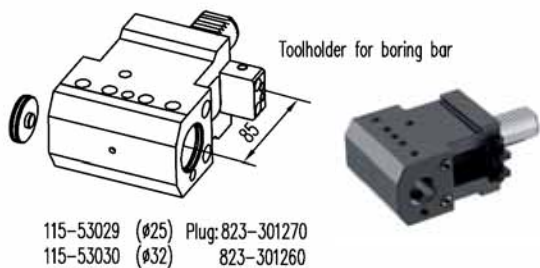
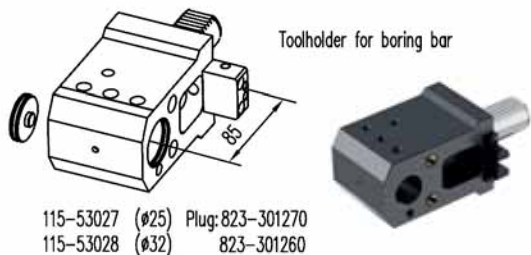


Boring bar sleeve ∅25 mm

- 165-62519 (∅6 mm)
- 165-62520 (∅8 mm)
- 165-62521 (∅10 mm)
- 165-62522 (∅12 mm)

Boring bar sleeve ∅32 mm

- 165-63301 (∅6 mm)
- 165-63302 (∅8 mm)
- 165-63303 (∅10 mm)
- 165-63304 (∅12 mm)



Boring bar sleeve ∅25 mm

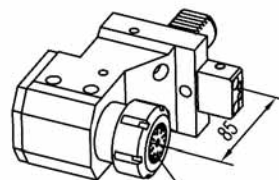
- 165-62523 (∅16 mm)
- 165-62524 (∅20 mm)

Boring bar sleeve ∅32 mm

- 165-63305 (∅16 mm)
- 165-63306 (∅20 mm)
- 165-63307 (∅25 mm)



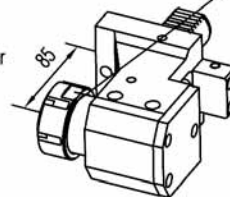
Toolholder for boring bar and collet chuck



115-53001 (∅32/ER32)

Cylindrical collet chuck 264-35185

Toolholder for boring bar and collet chuck



115-53010 (∅32/ER32)



GILDEMEISTER (VDI40)

CTX410 V3 (option)

CTX510 V3/V4

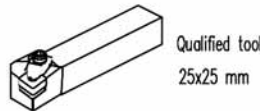
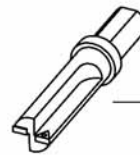
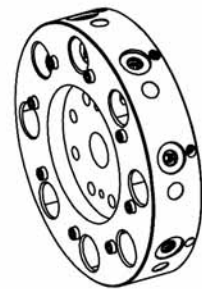
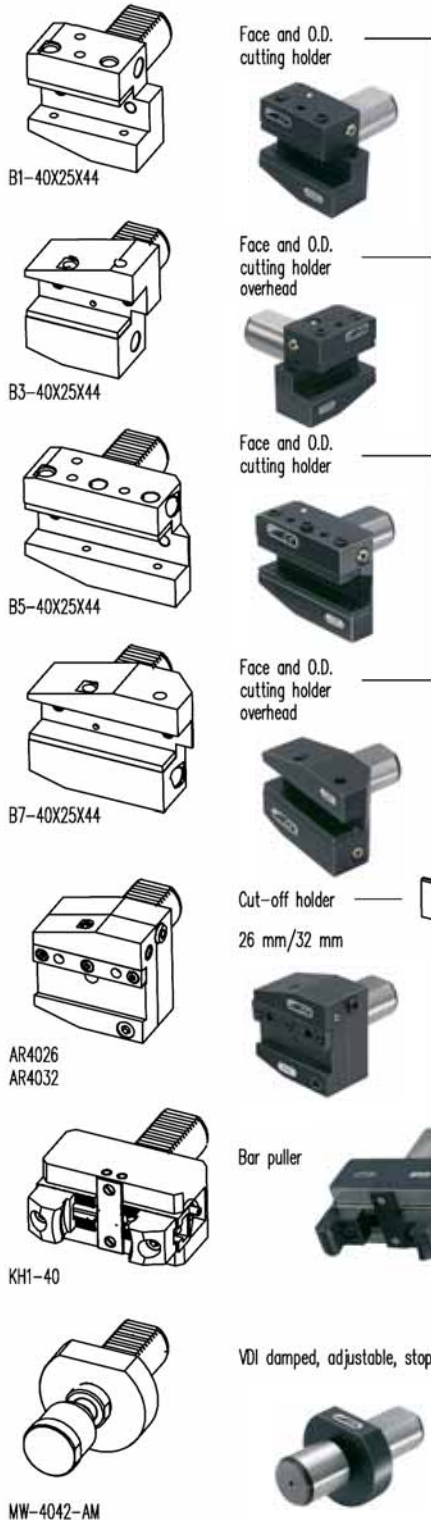
CTX420 V3 (option)

CTX520 V3/V4

CTX Beta 500/800/1250 V3/V4

CTX Gamma 1250/2000 V3/V4 (option)

AXIAL TURRET



Qualified tool
25x25 mm

ACCESSORIES



E2-115

Boring bar sleeve $\varnothing 25$ mm

- 115-62579 ($\varnothing 8$ mm)
- 115-62580 ($\varnothing 10$ mm)
- 115-62581 ($\varnothing 12$ mm)
- 115-62582 ($\varnothing 16$ mm)
- 115-62583 ($\varnothing 20$ mm)

Boring bar sleeve $\varnothing 32$ mm

- 165-63223 ($\varnothing 8$ mm)
- 165-63224 ($\varnothing 10$ mm)
- 165-63225 ($\varnothing 12$ mm)
- 165-63226 ($\varnothing 16$ mm)
- 165-63227 ($\varnothing 20$ mm)
- 165-63228 ($\varnothing 25$ mm)

Boring bar sleeve $\varnothing 40$ mm

- 165-64082 ($\varnothing 8$ mm)
- 165-64083 ($\varnothing 10$ mm)
- 165-64084 ($\varnothing 12$ mm)
- 165-64085 ($\varnothing 16$ mm)
- 165-64086 ($\varnothing 20$ mm)
- 165-64087 ($\varnothing 25$ mm)
- 165-64088 ($\varnothing 32$ mm)

Toolholder for insert drill

- E1-40x06WN ($\varnothing 6$ mm)
- E1-40x08WN ($\varnothing 8$ mm)
- E1-40x10WN ($\varnothing 10$ mm)
- E1-40x12WN ($\varnothing 12$ mm)
- E1-40x16 ($\varnothing 16$ mm)
- E1-40x20 ($\varnothing 20$ mm)
- E1-40x25 ($\varnothing 25$ mm)
- E1-40x32 ($\varnothing 32$ mm)
- E1-40x40 ($\varnothing 40$ mm)
- E1-40x50 ($\varnothing 50$ mm)

Toolholder for boring bar

- E2-40x6 ($\varnothing 6$ mm)
- E2-40x8 ($\varnothing 8$ mm)
- E2-40x10 ($\varnothing 10$ mm)
- E2-40x12 ($\varnothing 12$ mm)
- E2-40x16 ($\varnothing 16$ mm)
- E2-40x20 ($\varnothing 20$ mm)
- E2-40x25 ($\varnothing 25$ mm)
- E2-40x32 ($\varnothing 32$ mm)
- E2-40x40 ($\varnothing 40$ mm)
- E2-40x50 ($\varnothing 50$ mm)

Double holder for boring bar

- E7-40x32 ($\varnothing 32$ mm)

Toolholder for boring bar

- 118-04013 (HSK63A+C)

Collet chuck

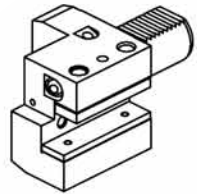
- E4-40x20 (ER20)
- E4-40x25 (ER25)
- E4-40x32 (ER32)
- E4-40x40 (ER40)

Drilling chuck

- KS2-40-13 ($\varnothing 1$ - $\varnothing 13$ mm)
- KS2-40-16 ($\varnothing 17$ - $\varnothing 16$ mm)

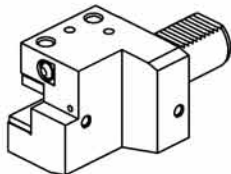
GILDEMEISTER (VDI40) CTX410 V4/V6 (option) - CTX420 V4/V6 CTXBeta 500/800/1250 V6 TWIN42/65/102 RG2 - GMX250/300/400/500 SPRINT65 (option)

RADIAL TURRET



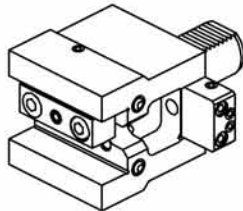
C1-40x25x85

Face and O.D. cutting holder



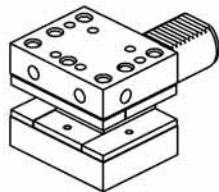
C2-40x25x85

Face and O.D. cutting holder



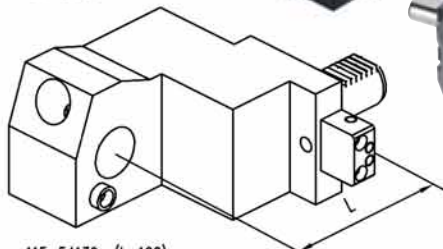
111-14035

Face and O.D. cutting holder



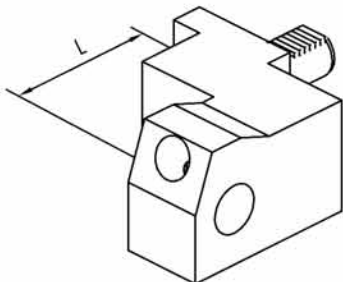
D1-40x25

Face and O.D. cutting holder



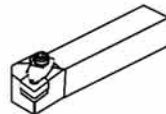
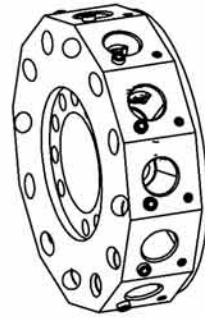
115-54139 (L=100)
 115-54141 (L=120)

Single site, right

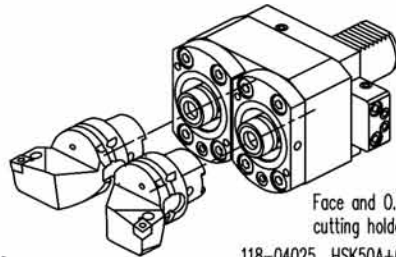


115-54140 (L=100)
 115-54142 (L=120)

Single site, left

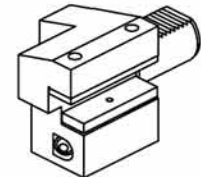


Qualified tool
 25x25 mm



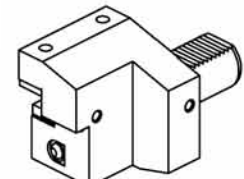
Face and O.D. cutting holder
 118-04025 HSK50A+C

Face and O.D. cutting holder



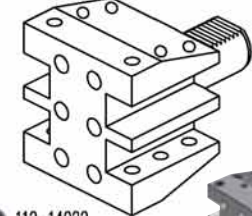
C3-40x25x85

Face and O.D. cutting holder



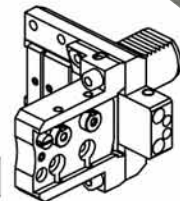
C4-40x25x85

Face and O.D. cutting holder



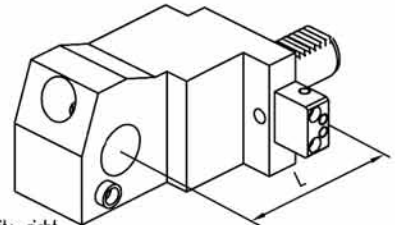
112-14022

Cut-off holder
 32 mm



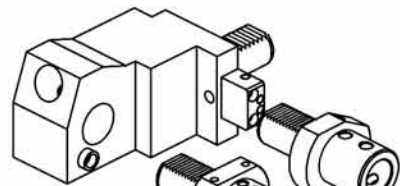
117-54006

VDI40/VDI40 ADAPTORS



Single site, right

115-54143 (L=100)
 115-54145 (L=120)



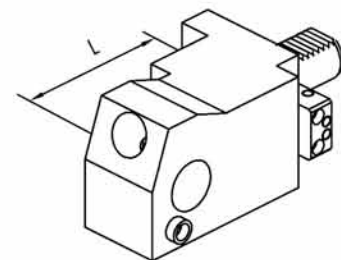
E1-40



E2-40



E4-40



Single site, left

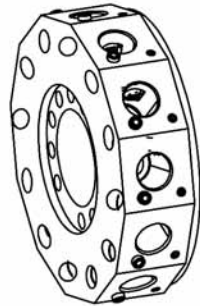
115-54144 (L=100)
 115-54146 (L=120)



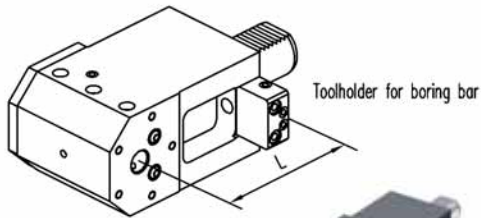
GILDEMEISTER (VDI40)

CTX410 V4/V6 (option) - CTX420 V4/V6
 CTXBeta 500/800/1250 V4/V6
 TWIN42/65/102 RG2 - GMX250/300/400/500
 SPRINT65 (option)

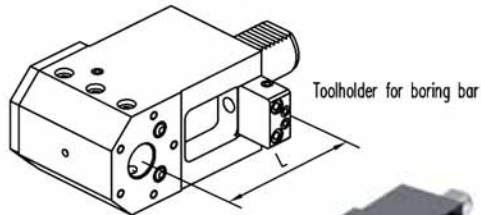
RADIAL TURRET



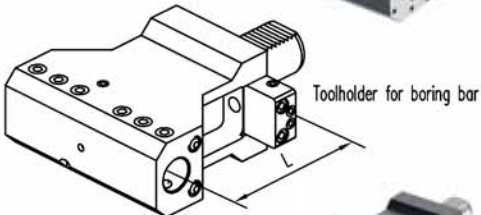
ACCESSORIES



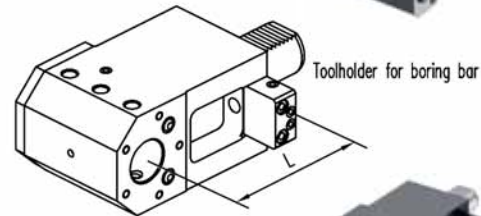
115-54128 (Ø16 L=100)
 115-54076 (Ø16 L=120)
 115-54129 (Ø20 L=100)
 115-54077 (Ø20 L=120)



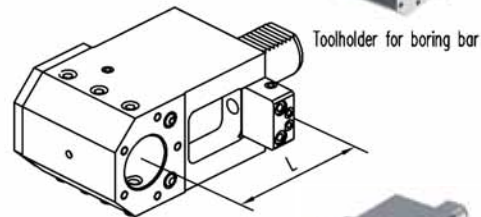
115-54130 (Ø25 L=100)
 115-54078 (Ø25 L=120)



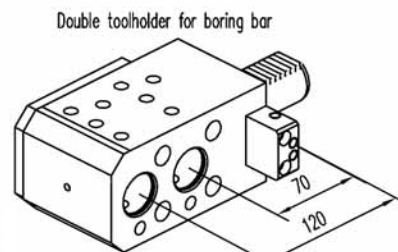
115-54133 (Ø25 L=100)
 115-54081 (Ø25 L=120)



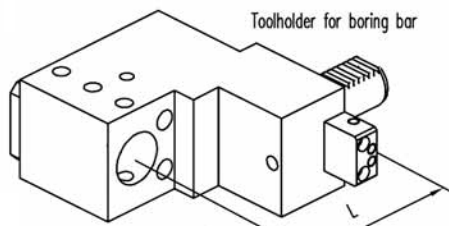
115-54131 (Ø32 L=100)
 115-54079 (Ø32 L=120)



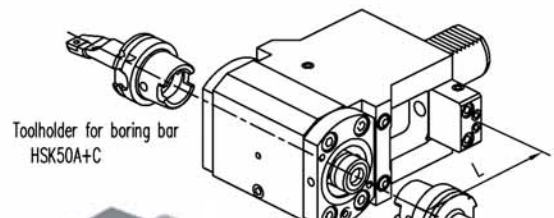
115-54132 (Ø40 L=100)
 115-54080 (Ø40 L=120)



115-54147 (Ø32)



115-54135 (Ø40 L=100)
 115-54037 (Ø40 L=120)

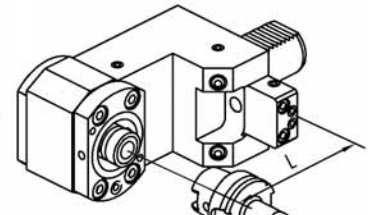


Toolholder for boring bar HSK50A+C

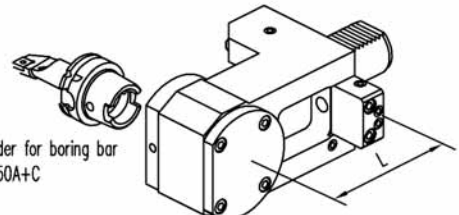


118-04034 (L=100)
 118-04024 (L=120)

Toolholder for boring bar HSK50A+C

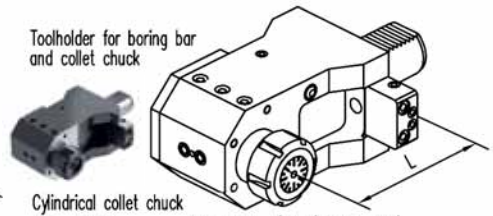


118-04035 (L=100)
 118-04026 (L=120)



Toolholder for boring bar HSK50A+C

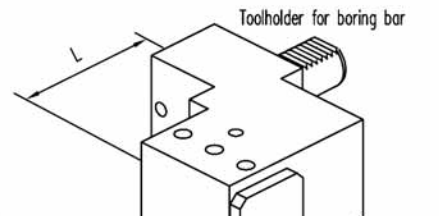
118-04036 (L=100)
 118-04027 (L=120)



Toolholder for boring bar and collet chuck

Cylindrical collet chuck 264-35185

115-54134 (Ø32/ER32 L=100)
 115-54082 (Ø32/ER32 L=120)



115-54136 (Ø40 L=100)
 115-54038 (Ø40 L=120)



Boring bar sleeve (Ø25)
 115-62579 (Ø8)
 115-62580 (Ø10)
 115-62581 (Ø12)
 115-62582 (Ø16)
 115-62583 (Ø20)



Boring bar sleeve (Ø32)
 165-63223 (Ø8)
 165-63224 (Ø10)
 165-63225 (Ø12)
 165-63226 (Ø16)
 165-63227 (Ø20)
 165-63228 (Ø25)



Boring bar sleeve (Ø40)
 165-64082 (Ø8)
 165-64083 (Ø10)
 165-64084 (Ø12)
 165-64085 (Ø16)
 165-64086 (Ø20)
 165-64087 (Ø25)
 165-64088 (Ø32)

AXIAL TURRET

Face and O.D. cutting holder
B1-50x32x55

Face and O.D. cutting holder overhead
B3-50x32x55

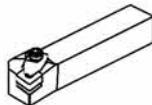
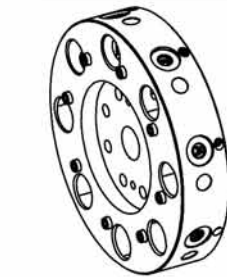
Face and O.D. cutting holder
B5-50x32x55

Face and O.D. cutting holder overhead
B7-50x32x55

Cut-off holder
26 mm/32 mm
AR5026
AR5032

Bar puller
KH1-50

VDI damped, adjustable, stop bar
MW-5042-AM



Qualified tool
32x32 mm

ACCESSORIES



E2-115

Boring bar sleeve $\varnothing 25$ mm

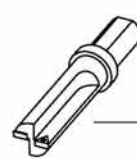
- 115-62584 ($\varnothing 8$ mm)
- 115-62585 ($\varnothing 10$ mm)
- 115-62586 ($\varnothing 12$ mm)
- 115-62587 ($\varnothing 16$ mm)
- 115-62588 ($\varnothing 20$ mm)

Boring bar sleeve $\varnothing 32$ mm

- 165-63229 ($\varnothing 8$ mm)
- 165-63230 ($\varnothing 10$ mm)
- 165-63231 ($\varnothing 12$ mm)
- 165-63232 ($\varnothing 16$ mm)
- 165-63233 ($\varnothing 20$ mm)
- 165-63234 ($\varnothing 25$ mm)

Boring bar sleeve $\varnothing 40$ mm

- 165-64082 ($\varnothing 8$ mm)
- 165-64083 ($\varnothing 10$ mm)
- 165-64084 ($\varnothing 12$ mm)
- 165-64085 ($\varnothing 16$ mm)
- 165-64086 ($\varnothing 20$ mm)
- 165-64087 ($\varnothing 25$ mm)
- 165-64088 ($\varnothing 32$ mm)



Toolholder for insert drill

- E1-50x16 ($\varnothing 16$ mm)
- E1-50x20 ($\varnothing 20$ mm)
- E1-50x25 ($\varnothing 25$ mm)
- E1-50x32 ($\varnothing 32$ mm)
- E1-50x40 ($\varnothing 40$ mm)
- E1-50x50 ($\varnothing 50$ mm)



Toolholder for boring bar

- E2-50x12 ($\varnothing 12$ mm)
- E2-50x16 ($\varnothing 16$ mm)
- E2-50x20 ($\varnothing 20$ mm)
- E2-50x25 ($\varnothing 25$ mm)
- E2-50x32 ($\varnothing 32$ mm)
- E2-50x40 ($\varnothing 40$ mm)
- E2-50x50 ($\varnothing 50$ mm)



Double holder for boring bar

- E7-50x32 ($\varnothing 32$ mm L=50 mm)
- E7-50x50 ($\varnothing 50$ mm L=68 mm)



Toolholder for boring bar
118-05006 (HSK63A+C)



Collet chuck

- E4-50x25 (ER25)
- E4-50x32 (ER32)
- E4-50x40 (ER40)

Drilling chuck

- KS2-50-13 ($\varnothing 1$ - $\varnothing 13$ mm)
- KS2-50-16 ($\varnothing 3$ - $\varnothing 16$ mm)



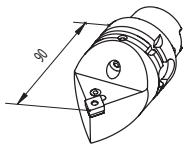


GILDEMEISTER

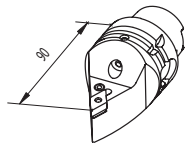
GMX400 - GMX300 - GMX250

ATC Turret (HSK63T)

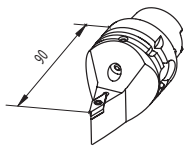
ICTM STANDARD



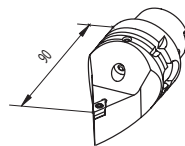
H63APCMNR12-90



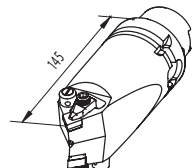
H63APDNR15-90



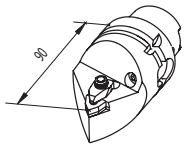
H63ASVVCN16-90



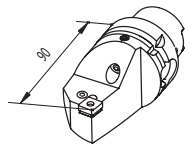
H63ASDNCN11-90



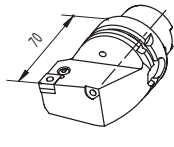
H63ADCM12DDM15-L145



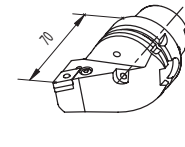
H63ADWMNR08-90



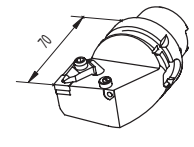
H63APCBNR12-90



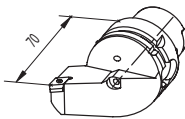
H63APCLNL/R12



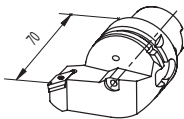
H63APDJNL/R15



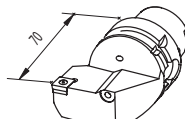
H63ADCLNL/R12



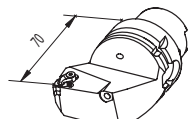
H63ASDJCL/R11



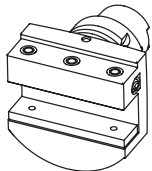
H63ASVJBL/R16



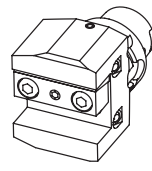
H63ASCLCL/R12



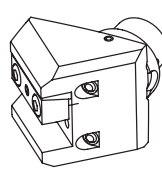
H63ATHL/R16



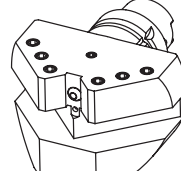
141-11408 32/25



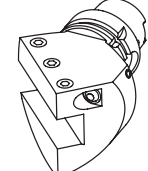
141-11406 25x25 mm



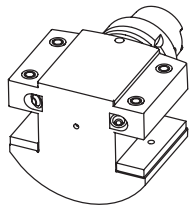
141-11405 25x25 mm



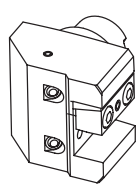
141-11409 25x25 mm



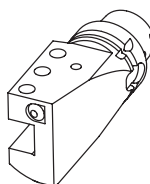
141-11407 (left) 25x25 mm
141-21401 (right)



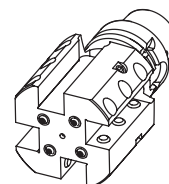
142-11405 32/25
142-11406 32/25



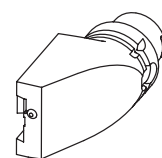
142-11402 25x25 mm



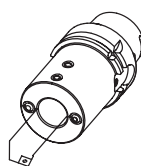
142-21401 (left) 25x25 mm
142-11403 (right)



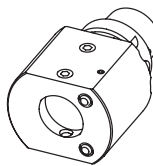
142-21404 20x20 mm (right)
142-21403 20x20 mm (left)



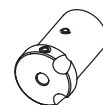
147-51405 (26mm, left)
147-51406 (26mm, right)
147-51407 (32mm, left)
147-51408 (32mm, right)



145-21404 (Ø12)
145-21406 (Ø16)
145-21408 (Ø20)
145-21409 (Ø25)
145-21410 (Ø32)
145-21411 (Ø40)



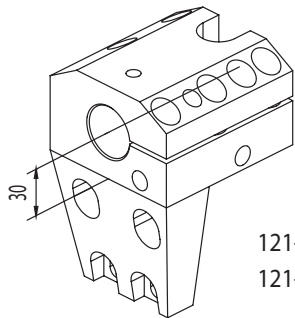
145-21412 Ø40 mm



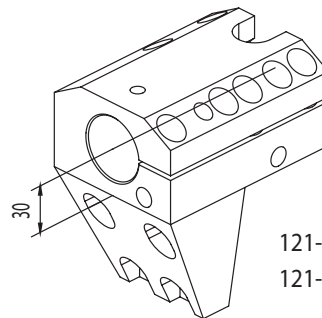
165-64124 (Ø10 mm)
165-64125 (Ø12 mm)
165-64126 (Ø16 mm)
165-64127 (Ø20 mm)



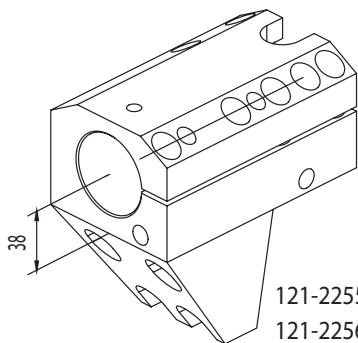
165-64128 (Ø25 mm)
165-64129 (Ø32 mm)



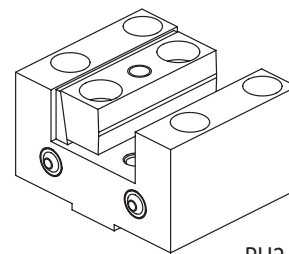
121-22551 Ø32H7
121-22566 Ø31.75H7(1.25")



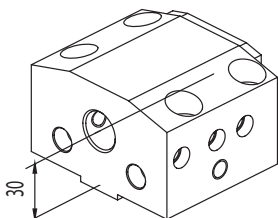
121-22552 Ø40H7
121-22567 Ø38.1H7(1.5")



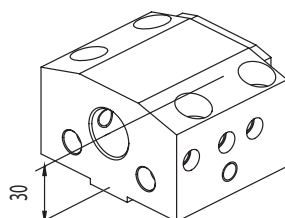
121-22558 Ø50H7
121-22564 Ø50.8H7(2")



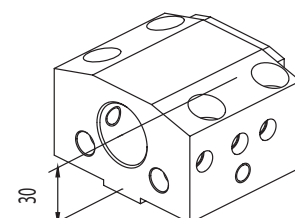
PU2-25-25



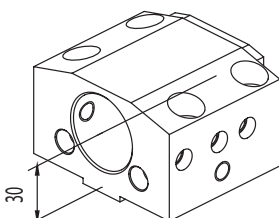
PU1-25-20 Ø20H7



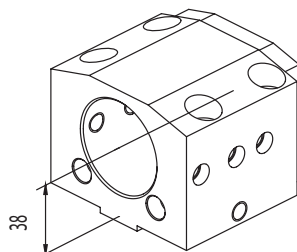
PU1-25-25 Ø25H7



PU1-25-32 Ø32H7
PU1-25-1.25" Ø31.75H7



PU1-25-40 Ø40H7
PU1-25-1.5" Ø38.1H7

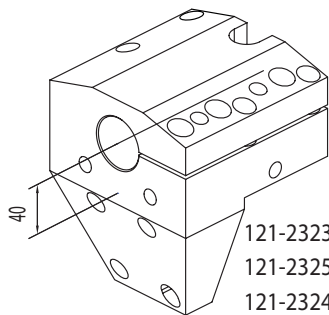


PU1-25-50 Ø50H7

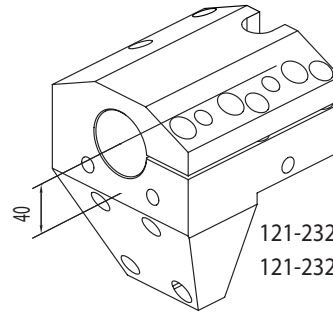


GILDEMEISTER

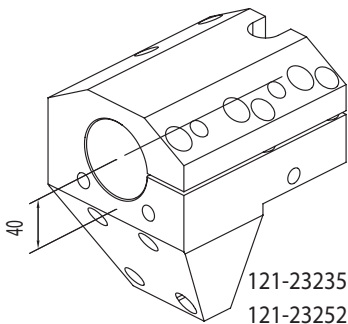
CXT620



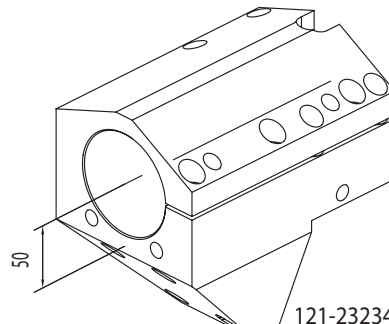
121-23239 Ø40H7
121-23253 Ø31,75H7(1,25")
121-23240 Ø38,1H7(1,5")



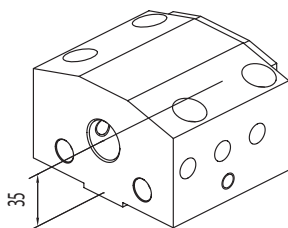
121-23236 Ø50H7
121-23250 Ø50,8H7(2")



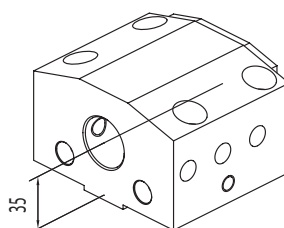
121-23235 Ø60H7
121-23252 Ø57,15H7(2,25")
121-23248 Ø63,5H7(2,5")



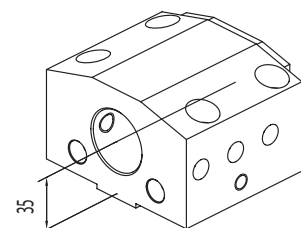
121-23234 Ø80H7
121-23254 Ø76,2H7(3")



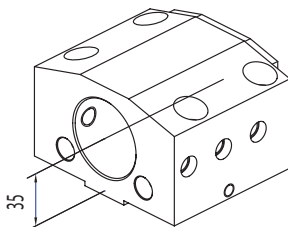
PU1-32-25 Ø25H7



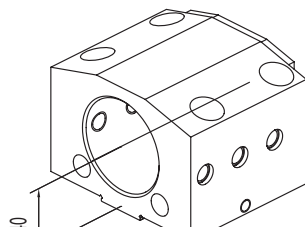
PU1-32-32 Ø32H7
PU1-32-1,25" Ø31,75H7



PU1-32-40 Ø40H7
PU1-32-1,5" Ø38,1H7



PU1-32-50 Ø50H7
PU1-32-2" Ø50,8H7



PU1-32-60 Ø60H7



KINTEK srl

Via Goretta 88/G, 10072 Mappano Fraz. di Caselle (TO) ITALIA

tel. +39.011.9968065 fax +39.011.9965662

<http://www.kintek.it> e-mail: info@kintek.it